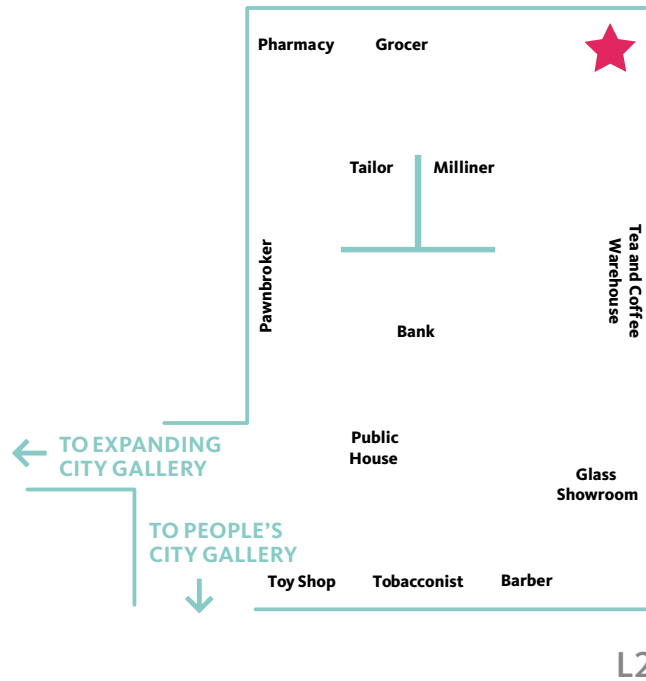



5. VICTORIAN WALK

Architects also have to think about the design of their buildings and how they will look. Some architects use lots of curves, some will use sharp lines.

Look out of the window in the Victorian Walk. Through the trees you can see examples of Brutalist architecture. Brutalist buildings are often very large and made of concrete.

What shapes can you see?



Did you know that we're working with architects to design a new museum? You've learned loads about architecture during this trail. When you get home, why not have a go at designing our new museum?

Did you enjoy your visit today? Tell us on social media using the hashtag [#OpenHouseFamilies @MuseumofLondon](#)

DISCOVER ARCHITECTURE

Family trail



Explore what it's like to be an architect using the museum as inspiration.

1. LONDON BEFORE LONDON

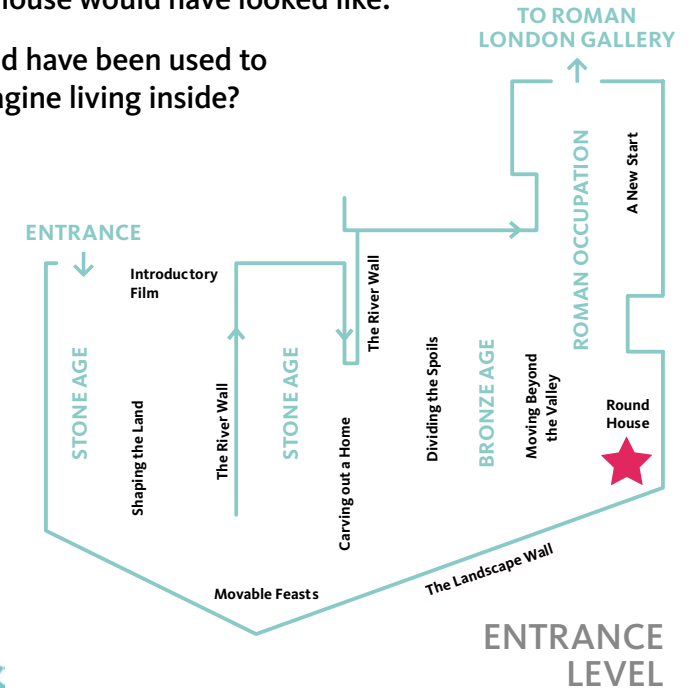
Buildings from prehistoric times are no longer around. We have to look at archaeological evidence to imagine what they would have looked like.

Walk around the gallery until you come to the photograph of a roundhouse. Have a look at the picture.

This is what a roundhouse would have looked like.

What materials would have been used to build it? Can you imagine living inside?

Open House Families

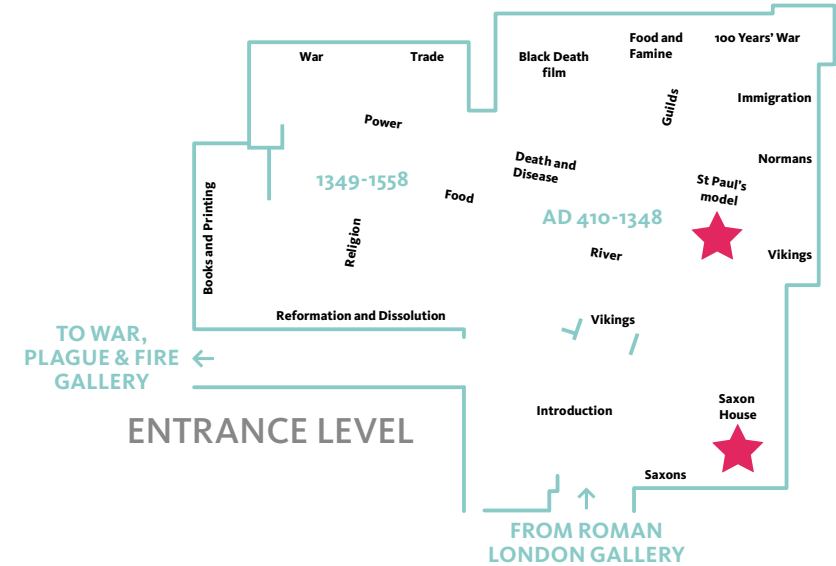
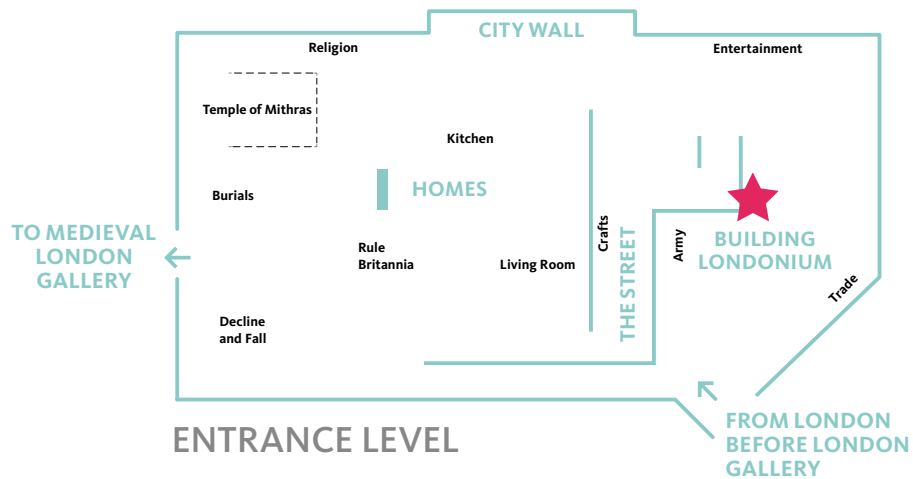


2. ROMAN LONDON

Roman London was a busy place.

Find the model of the quayside. What can you see? What kind of activities are the Romans doing?

Now look for more models in the gallery. What buildings can you see?



4. EXPANDING CITY

London is full of buildings in different styles. Many buildings have been added over time but occasionally things happen which cause lots of buildings to be rebuilt at once.

Do you know what happened in 1666?

Find the panoramas in Expanding City. Imagine having to rebuild a city. Where would you start?

3. MEDIEVAL

Architects design buildings based on what they'll be used for. Let's compare two very different buildings you can see in the museum.

Look closely at the Saxon house and old St Paul's Cathedral in the Medieval gallery.

Why do you think they have these features?

Saxon house

Old St Paul's Cathedral

Central fireplace

Tall spire

Natural materials

Large size

